

Proposed Playground Option 1

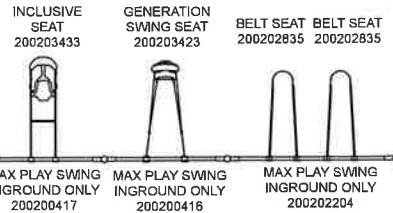
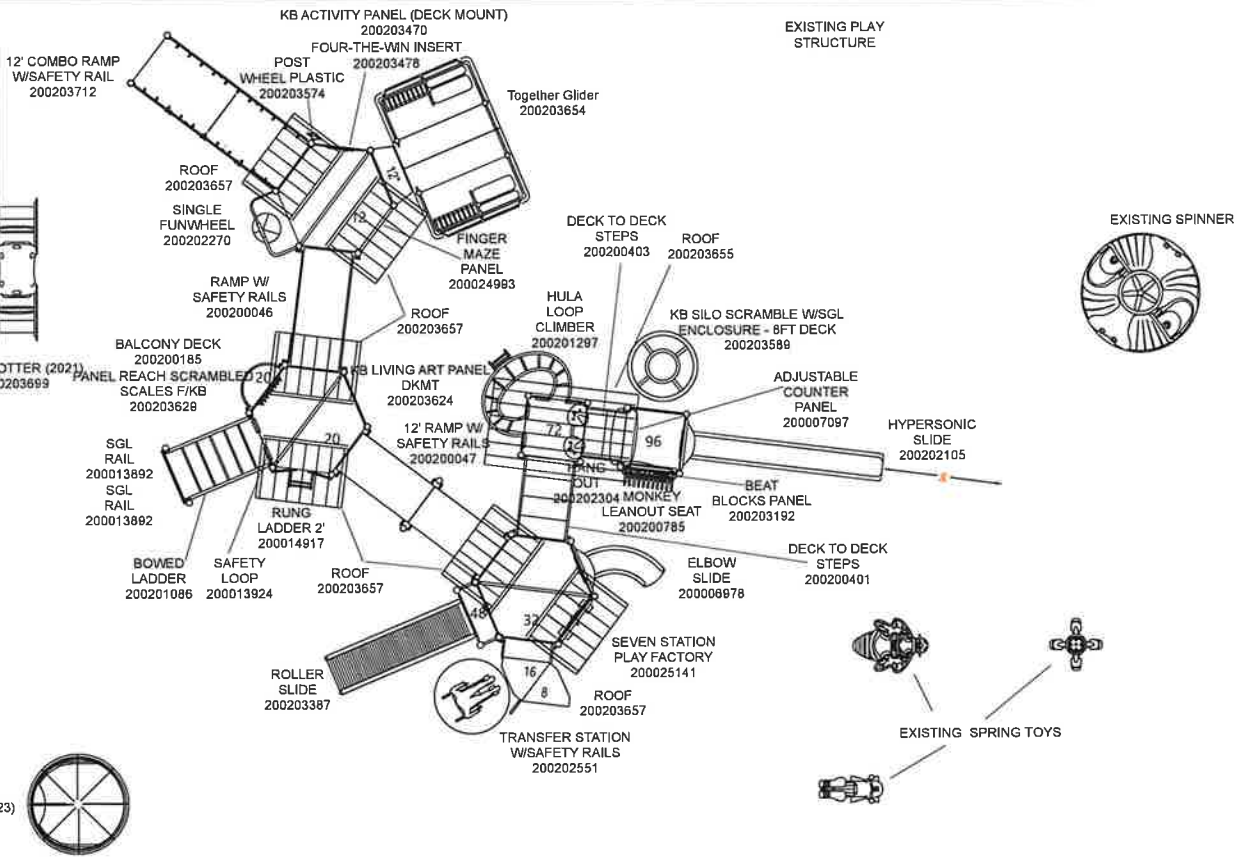


General Notes:

Age Group

- 2-5yrs 5-12 yrs 2-12yrs 13+ yrs

1. The Americans with Disabilities Act (ADA) may require that you make your park and/or playground accessible when viewed in its entirety. Please consult your legal counsel to determine if the ADA applies to you.
2. For playground equipment to be considered accessible, accessible surfacing must be utilized in applicable areas.
3. Although a particular playground design may not meet the proposed Access Board Regulations in regards to the appropriate number of ground level events, the actual playground may be in compliance when considering existing play components.
4. All deck heights are measured from top of ground cover.
5. Full absorbing ground cover is required under and around all play equipment.
6. The minimum recommended fall zone around the entire playstructure is shown. This zone is to be free of all tripping or collision hazards (i.e. roots, rocks, border material, etc.)
7. All post lengths are identified by text showing the post lengths, i.e. 96 represents a 96 inch post.
8. Not all equipment may be appropriate for all children. Supervision is required.



Project:
 Playground and Fitness Area
 COURTLAND, MI, MI
 LTCPS rep:
 Amy Lawton
 Great Lakes Recreation
 (616) 218-4817

Ground Space: 101'-0" x 68'-6"
 Protective Area: 0 x 0

Drawn by: Matt Lawton
 Date: 11/13/2023
 DWG Name: R0336_45230622171

LTCPS - Farmington
 878 East Highway 60
 Monett, Missouri 65708
 Voice: 1-800-325-8828
 Fax: 417-354-2273

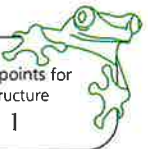
Playground Layout Compliance:

- ASTM F1487 - Playground Equipment for Public Use.
- CPSC Handbook for Public Playground Safety



The play components identified in this plan are IPEMA certified. The use and layout of these components conform to the requirements of ASTM F1487.

LEED points for this structure



1



EXISTING PLAY
STRUCTURE



EXISTING PLAY
STRUCTURE





EXISTING PLAY
STRUCTURE







